

1) Writing

Student Learning Outcomes (SLOs)

2-3 February

Oldonyosambu Theological College

Beth E. Elness-Hanson, PhD

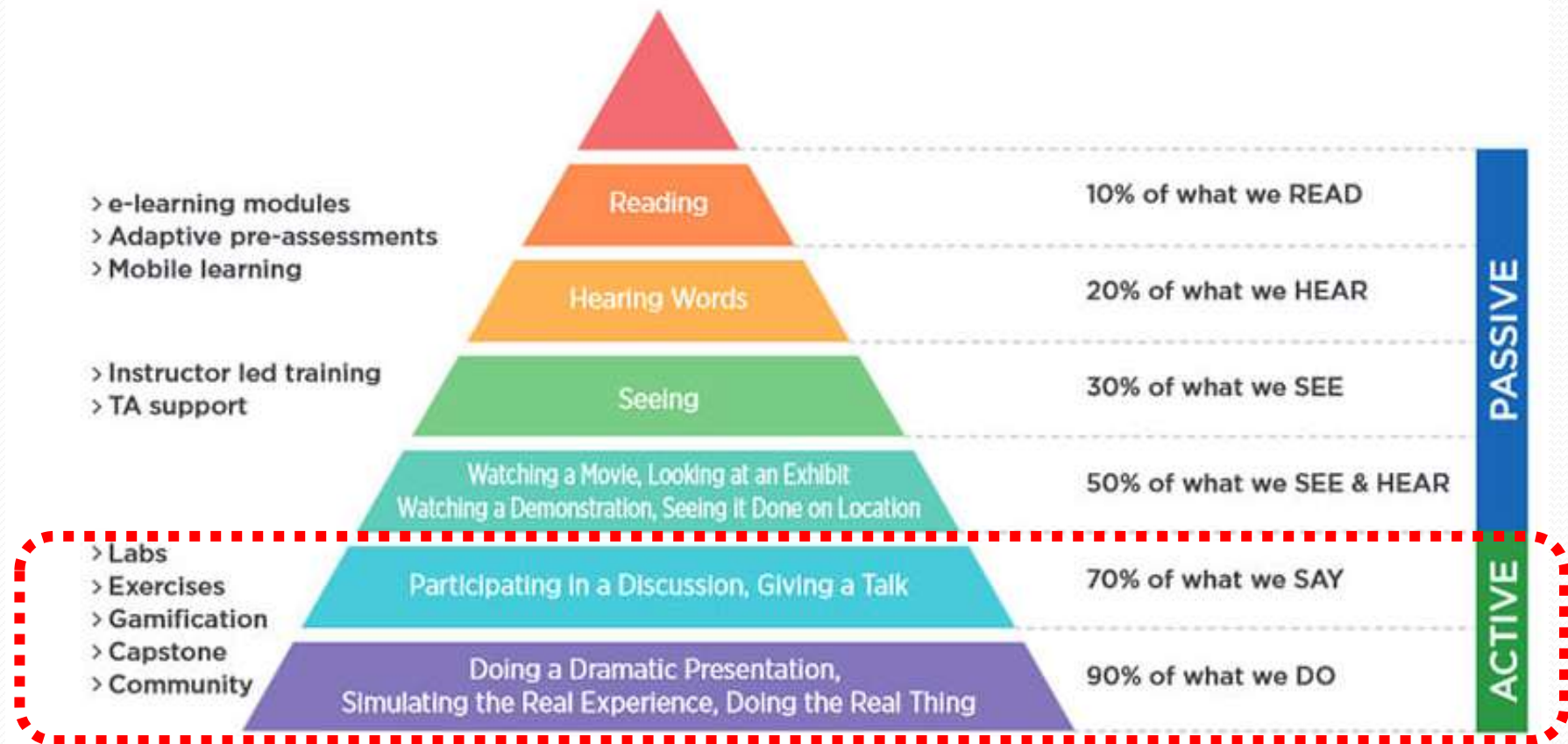
Pedagogy

The role of the teacher

REVIEW


The Cone of Learning:

After 2 weeks, we tend to remember...



Originally developed by Edgar Dale.

Facilitator



Active participation

- **Participants:** Actively talk and share stories. A few speakers dominate.
- **Teacher:** None. Only a coordinator.

- **Participants:** The text is actively engaged.
- **Facilitator:** Guides the discoveries.

Best practices



- **Teacher:** Gives a lecture.
- **Participants:** Passively listen.

Informed instruction

Facilitator Role

- Engage learners in the text.



Pedagogy

Writing
Student Learning Outcomes
(SLOs)

Student learning outcomes (SLOs)

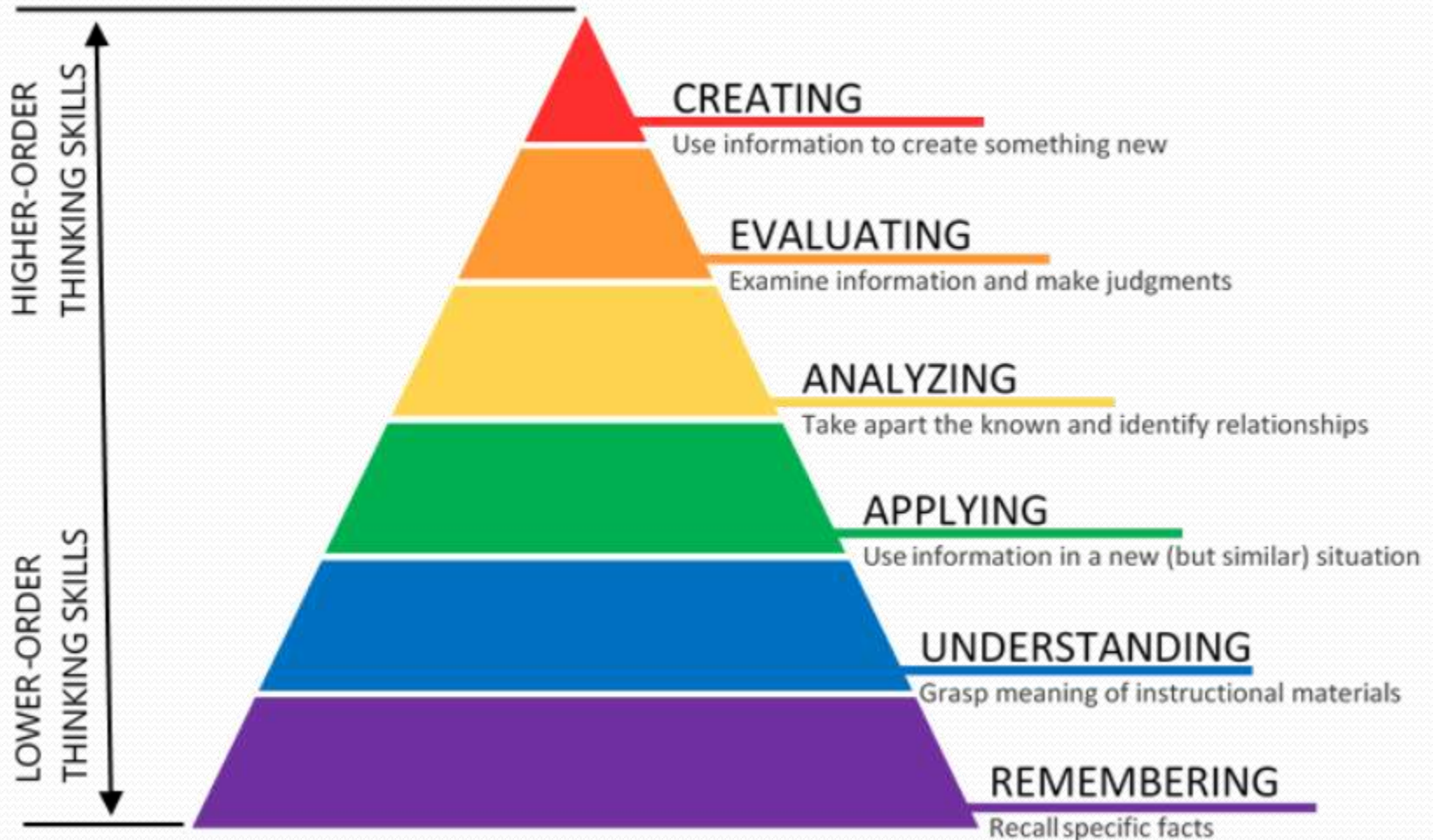
- **Are the specified**
 - **knowledge,**
 - **skills,**
 - **abilities or**
 - **attitudes**
- **that students are expected to attain**
- **by the end of a learning experience or program of study.**

National Curriculum: Main and Specific Competencies

- **Information**
 - **1.0 Demonstrate an understanding of Creation and God's commandments (p. 3) OT**
 - **Genesis**
 - **Exodus**
 - **Numbers**
 - **3.0 Demonstrate an understanding of devotion to God as revealed in the Bible (p. 4) NT**
 - **Luke**
 - **Acts**
- **Transformation**
 - **2.0 Demonstrate an understanding (cognitive) of faith by living a holy life (transformation) (p. 4) OT: Joshua**

Bloom's Taxonomy

BLOOM'S TAXONOMY – COGNITIVE DOMAIN (2001)



Bloom's Taxonomy—Verbs

Remembering		Understanding		Applying		Analyzing		Evaluating		Creating	
To find or recall information		To construct meaning from written material or graphics.		To use information in new situations.		To draw connections among ideas.		To value information or ideas		To produce new or original work.	
Define	Name	Associate	Estimate	Calculate	Modify	Break Down	Experiment	Appraise	Measure	Compose	Fomulate
Draw	Outline	Classify	Explain	Change	Organize	Categorize	Illustrate	Argue	Rank	Construct	Generate
Duplicate	Recall	Compare	Identify	Classify	Plot	Combine	Inspect	Assess	Rate	Create	Produce
Identify	Recognize	Comprehend	Indicate	Compile	Practice	Compare	Outline	Conclude	Recom- mend	Criticize	Propose
Label	Select	Demonstrate	Interpret	Compute	Present	Connect	Predict	Convince	Score	Design	Revise
List	Show	Describe	Relate	Employ	Produce	Contrast	Question	Estimate	Select	Develop	Rewrite
Match	State	Differentiate	Restate	Execute	Show	Debate	Research	Evaluate	Support	Direct	
		Discuss	Select	Illustrate	Solve	Differentiate	Separate	Grade	Test		
		Distinguish	Summarize	Implement	Use	Distinguish	Simplify	Investigate			
		Translate		Map	Write	Examine	Subdivide	Justify			
				Model							



Four types of learners ...

Auditory – through hearing

Read/write – through written words

Kinesthetic – through doing

Visual – through seeing






Get into groups of your learning style!

VISUAL	AURAL	READ/WRITE	KINESTHETIC

Get into groups of your learning style!





VISUAL	AURAL	READ/WRITE	KINESTHETIC
<p>People with a strong visual preference for learning like:</p> <ul style="list-style-type: none"> • different formats, • space, • graphs, • charts, • diagrams, • maps and plans. 	<p>People with a strong aural preference for learning like:</p> <ul style="list-style-type: none"> • discussions, • stories, • guest speakers, • chat. 	<p>People with a strong read/write preference for learning like:</p> <ul style="list-style-type: none"> • lists, • notes and text in all its formats and whether in print or online. 	<p>People with a strong kinesthetic preference for learning like:</p> <ul style="list-style-type: none"> • senses, • practical exercises, • examples, • cases, • trial and error.

Lesson Plan Design

- Seminary friend story



Learning Outcomes

Main Point:

As a result of this lesson, the learner will:

Cognitive:
Know/Head



Affective:
Feel/Heart



Behavioral:
Do/Hands



Learning Outcomes

Main Point:

As a result of this lesson, the learner will:

Cognitive:
Know/Head

Affective:
Feel/Heart

Trust **that Jesus' authority to
heal and forgive sins
(**cognitive**)**

Behavioral:
Do/Hands

Learning Outcomes

Main Point:

As a result of this lesson, the learner will:

Cognitive:
Know/Head

Affective:
Feel/Heart

Trust ~~that~~ Jesus' authority to
heal and forgive sins


(cognitive)

Trust in God.

Behavioral:
Do/Hands

Mark 2:1-12

the healing of the paralytic



Main Point: Mark 2:1-12

(From Step #9 in The Exegetical Methods Handbook)

- In the context of the author demonstrating the **authority** of Jesus, the **healing of the paralytic** account reveals two central aspects of Jesus' public ministry which manifest the **reign/kingdom of God**—
 - physical wholeness and
 - spiritual wholeness
- seen in walking (healing) and the forgiveness of sin respectively.

Learning Outcomes are developed from the Main Point: Example 1

Main Point: (Mark 2:1-12)

- In the context of the author demonstrating the **authority** of Jesus, the **healing of the paralytic** account reveals two central aspects of Jesus' public ministry which manifest the **reign/kingdom of God**—
 - physical wholeness and
 - spiritual wholeness
- seen in walking (healing) and the forgiveness of sin respectively.

As a result of this lesson, the learner will:

Cognitive: Know	In Mark 2:1-12, Jesus is the authority, demonstrated by his bringing the reign of God, seen in physical (healing) and spiritual (forgiveness of sins) wholeness
Affective: Feel	Trust in Jesus, who has authority to heal and forgive sins
Behavioral: Do	<ul style="list-style-type: none">• Pray for each other and other loved ones dealing with illness.• Pray a prayer of confession and proclaim to each other absolution/forgiveness from sin.

Learning Outcomes are developed from the Main Point: Example 2

- John 8:31-32 Then Jesus said to the Jews who had believed in him, “If you continue (remain, abide) in my word (hold to my teaching), you are truly my disciples; and **you will know the truth, and the truth will make you free.**”

Main Point: Disciples of Jesus study and live out Scripture, which results in knowing the truth that sets one free.

As a result of this lesson, the learner will:

Cognitive: Know	Disciples of Jesus study and live out Scripture, which results in knowing the truth that sets one free.
Affective: Feel	Desire to grow in understanding of Jesus’ teachings Desire to be free in Christ
Behavioral: Do	Develop appropriate goals to study Scripture, such as: <ul style="list-style-type: none">• Regular Bible reading• Memorize 1 Scripture verse a week

You try! Develop Learning Outcomes

John 3:16 (NRSV) “For God so loved the world that he gave his only Son, that everyone who believes in him may not perish but may have eternal life.”

Main Point:

As a result of this lesson, the learner will:

Cognitive:
Know/Head

Affective:
Feel/Heart

Behavioral:
Do/Hands

You try! Develop Learning Outcomes

Genesis 2:15 “The LORD God took the man and put him in the Garden of Eden to work/serve (עָבַד work and serve) it and take care of it.”

Main Point:

As a result of this lesson, the learner will:

Cognitive:
Know/Head

Affective:
Feel/Heart

Behavioral:
Do/Hands

Lesson Plan

- Template in RTF at www.mamaanya.com

Christian Education Bible Study Lesson Plan		Page 1	
Name	(Your name)	Age group / context	(children 9-11, youth 14-19, adults / in a church)
Text		Supplies/Handouts	
Date		Equipment Needed	
Main Point			
Learning Outcomes	As a result of this lesson, the learner will:		
Cognitive: Know (head)			
Affective: Feel (heart)			
Applicative: Do (hands)			
Time	Content		
	1) Community (Pink highlights on aspects used in small group Bible studies)		
	2) Worship		
	3) Nurture		
	3a) HOOK (Attention getter)		
	Transition statement:		
	3b) BOOK (Bible observation)		

